

2025 COMMUNITY HEALTH NEEDS ASSESSMENT



A TALLAHASSEE MEMORIAL HEALTHCARE AFFILIATE

FACILITATED AND PRESENTED BY:



TABLE OF CONTENTS

INTRODUCTION	3
MISSION, VISION AND VALUES	4
EXECUTIVE SUMMARY	5
2022 COMMUNITY HEALTH NEEDS ASSESSMENT – SUMMARY	7
METHODS AND DATA SOURCES	8
SERVICE AREA	11
COMMUNITY HEALTH INDICATORS	
County Health Rankings & Roadmaps	14
Mortality Rates	16
Cancer Incidence Rates	17
Rural Health Information Hub	17
QUALITATIVE FEEDBACK	
Community Focus Group Participants (8)	19
Community Health Needs Assessment Online Survey (126)	21
PRIORITIZATION OF HEALTH NEEDS	23
INVENTORY OF COMMUNITY HEALTH RESOURCES	24
DOCUMENTING AND COMMUNICATING RESULTS	26
APPENDIX A: LAFAYETTE COUNTY (FL) DEMOGRAPHICS AND HEALTH INDICATORS	28
APPENDIX B: 2022–2025 CHNA IMPLEMENTATION PLAN	31
APPENDIX C: CHNA ONLINE SURVEY RESULTS	34

Introduction

The Community Health Needs Assessment (CHNA) or Community Health Assessment (CHA) is a critical element in understanding, prioritizing, and addressing community health needs. The Florida Department of Health believes strongly that “a healthy community and a healthy environment are deeply connected, each supporting the other to create a foundation for well-being.” By leveraging partnerships across the state, the Florida Department of Health developed a State Health Improvement Plan with seven (7) guiding priority areas:

1. *Alzheimer’s Diseases and Related Dementias*
2. *Chronic Diseases and Conditions*
3. *Injury, Safety and Violence*
4. *Maternal and Child Health*
5. *Mental Well-being and Substance Abuse Prevention*
6. *Social and Economic Factors Contributing to Health*
7. *Transmissible and Emerging Diseases*

Goals and objectives to improve the health of the community are developed using the data from these assessments and translated to implementation strategies and action plans.

For tax exempt (501(c)(3)) hospitals, Community Health Needs Assessment (CHNA) became a requirement beginning with fiscal year 2013. As part of the IRS Form 990, Schedule H, individually licensed not-for-profit hospitals are required to assess the health needs of their community, prioritize the health needs, and develop implementation plans for the prioritized health needs they choose to address. Reports on progress with the Implementation Plans are required to be submitted annually. Every three years, this process must be repeated.

To best leverage resources and continue their collaborative efforts, the Florida Department of Health, Taylor County, and Doctors’ Memorial Hospital, located in Perry, Florida, have partnered together to complete the 2025 CHNA.

This report will reference the Florida Department of Health, Taylor County (FDOH – Taylor) as well as Doctors’ Memorial Hospital (DMH).

Mission, Vision and Values

Florida Department of Health – Taylor County

MISSION To protect, promote and improve the health of all people in Florida through integrated state, county, and community efforts.

VISION To be the healthiest state in the Nation

VALUES (ICARE)

Innovation: We search for creative solutions and manage resources wisely.

Collaboration: We use teamwork to achieve common goals and solve problems.

Accountability: We perform with integrity and respect.

Responsiveness: We achieve our mission by serving our customers and engaging our partners.

Excellence: We promote quality outcomes through learning and continuous performance improvement.

Doctors' Memorial Hospital

MISSION To be the trusted leader delivering quality healthcare services for our community.

VISION To grow a regional health and wellness services to strengthen our community.

Executive Summary

In November 2025, the Florida Department of Health, Taylor County and Doctors' Memorial Hospital, partnered to update their Community Health Assessment or Community Health Needs Assessment. This partnership ensures alignment of resources to best address identified health needs in the communities served.

This year, DMH completed the assessment in conjunction with the organization's strategic planning process. The service area was re-validated and remained unchanged from 2022 and a combined quantitative and qualitative approach was used. In addition to a review of dozens of health indicators for the service area, two community focus groups were facilitated to collect feedback from community representatives, and an online survey was deployed to assess community needs.

Demographics for the service area (Taylor County) indicate a current population of 21,252, with a projected average growth rate in 2035 of about 3.58% to 22,800. Taylor County's population aged 65+ is about 21.2%. About 7.8% (1,662) of the population are inmates.

Quantitative

Based on the 2025 County Health Rankings data, the age-adjusted premature death rate for Taylor County residents has significantly increased since 2022. Adult obesity rates have also seen an increase from 37% to 41%. On a positive note, adult smoking rates have declined and there are fewer alcohol-impaired driving deaths in 2025 compared to 2022.

Compared to 2022, the ratio of primary care physicians to population has decreased (improved) from 3,080:1 to 2,130:1 in Taylor County. This indicates the availability of more primary care providers to care for the population. While the ratio of dentists to the population remains unchanged, there has been significant improvement in terms of the presence/ratio of mental health providers to residents.

Opportunities exist in both Taylor and Lafayette Counties to improve preventative care services including mammography screenings and flu vaccination rates.

Overall age-adjusted death rates for the service area indicate the leading causes of death in Taylor and Lafayette Counties are heart disease and cancer.

Qualitative

The feedback from the focus groups and the community survey constituted the qualitative data collected for this process.

In response to what is working well in the community, focus group participants were quick to recognize improved availability of mental health services in the school districts and for

at-risk populations. Community members were also positive about the new providers, specialties and services available at DMH.

Focus group participants indicated that the biggest health challenges in the community are low levels of health literacy, transportation challenges and cultural challenges. There was discussion about how health is not valued or considered a priority for many in the community.

Barriers to health care include the lack of transportation services, the inability to pay for medical services as well as limited availability of non-English services.

The CHNA Focus Group participants indicated a need for dental and eye exam providers who accept Medicaid, additional mental health services and dialysis services.

Respondents to the online community health needs assessment communicated the following issues as the top health challenges:

- *Substance use disorders (prescription drugs, illegal drugs)*
- *Social factors impacting health (housing, economic stability, transportation, access to food)*
- *Mental health (depression, anxiety, isolation, dementia)*

Prioritization of Health Needs

The prioritized health needs for Taylor County were re-affirmed through this year's CHNA process. The prioritized health needs for the Implementation Plan will include:

- *Mental health services*
- *Substance abuse/rehabilitation services*
- *More healthcare providers/specialty physicians*
- *Free or affordable health screenings*

While these health priorities remain unchanged from the 2022 CHNA, the actions taken to positively impact the community will be driven by overall community strategy and resources.

2022 Community Health Needs Assessment – Summary

In 2022, FL DOH – Taylor and DMH developed a joint CHNA report through a quantitative and qualitative data collection process, guided by a CHNA Steering Committee. Priority health areas were then incorporated into the Action Plans/Implementation Plans for the organizations to report and track results.

In the 2022 assessment, Taylor County ranked as one of the lowest counties in Florida for health factors and health outcomes. The rate of premature deaths in Taylor County was significantly higher when compared to the State of Florida and rates of adult smoking, adult obesity, physical inactivity, alcohol-impaired driving deaths and teen births were all notably higher compared to the State rates. Additionally, data in 2022 showed Taylor County was greatly underserved with high provider to population ratios for primary care physicians, dentists, and mental health providers.

Feedback from the community focus groups and online community health needs surveys was also very valuable in identifying gaps in health resources and providers.

Through a review of data and qualitative input from the community, the Community Health Assessments identified the following health needs for Taylor County:

Priority Health Areas

- ***Mental Health***
- ***Substance abuse/rehabilitation services***
- ***More healthcare provider/specialty physicians***
- ***Free or affordable health screenings***

Methods and Data Sources

FDOH – Taylor and DMH engaged M13 Management Partners (Consultant) to assist with the completion of the 2025 CHNA. To support the assessment, the Consultant accessed National, State and County data sources for the quantitative analysis.

The following quantitative sources were reviewed for demographics and health information:

U.S. Census

Centers for Disease Control and Prevention

County Health Rankings & Roadmaps Select Measures Defined

- *Premature death – Years of potential life lost before age 75 per 100,000 population (age-adjusted). The 2025 County Health Rankings used data from 2021-2023 for this measure and was last updated 11/04/2025.*
- *Poor to Fair Health – Percentage of adults reporting fair or poor health (age-adjusted). The 2025 County Health Rankings used data from 2022 for this measure.*
- *Low Birthweight – Percentage of live births with low birth weights (< 2,500 grams). The 2025 County Health Rankings used data from the National Center for Health Statistics – Natality files, 2017 – 2023, for this measure.*
- *Adult Smoking – Percentage of adults who are current smokers (age-adjusted). The 2025 County Health Rankings used data from the Behavioral Risk Factor Surveillance System, 2022, for this measure.*
- *Adult Obesity – Percentage of the adult population (age 18 and older) that reports a body mass index (BMI) greater than or equal to 30 kg/m² (age-adjusted). The 2025 County Health Rankings used data from the United States Diabetes Surveillance System, 2022, for this measure.*
- *Access to exercise opportunities – Percentage of population with adequate access to locations for physical activity. The 2025 County Health Rankings used data from ArcGIS Business Analyst and ArcGIS Online, YMCA; US Census TIGER/Line Shapefiles, 2024, 2022 & 2020, for this measure.*
- *Excessive drinking – Percentage of adults reporting binge or heavy drinking. The 2025 County Health Rankings used data from the Behavioral Risk Factor Surveillance System, 2022, for this measure.*

- *Alcohol-impaired driving deaths – Percentage of driving deaths with alcohol involvement. The 2025 County Health Rankings used data from the Fatality Analysis Reporting System, 2019-2023, for this measure.*
- *Sexually transmitted infections – Number of newly diagnosed chlamydia cases per 100,000 population. The 2025 County Health Rankings used data from the National Center for HIV/AIDS, Viral Hepatitis, STD and TB Prevention, 2022, for this measure.*
- *Teen births – Number of births per 1,000 female population ages 15-19. The 2025 County Health Rankings used data from the National Center for Health Statistics - Natality files, 2017-2023, for this measure.*
- *Uninsured – Percentage of population under age 65 without health insurance. The 2025 County Health Rankings used data from the Small Area Health Insurance Estimates, 2022, for this measure.*
- *Primary Care Physicians – Ratio of population to primary care physicians. The 2025 County Health Rankings used data from the Area Health Resource File/American Medical Association, 2022, for this measure and was last updated 09/24/2025.*
- *Dentists – Ratio of population to dentists. The 2025 County Health Rankings used data from the Area Health Resource File/National Provider Identification file, 2023, for this measure and was last updated 09/24/2025.*
- *Mental Health Providers – Ratio of population to mental health providers. The 2025 County Health Rankings used data from the CMS, National Provider Identification, 2025, for this measure and was last updated 09/24/2025.*
- *Preventable Hospital Stays - Rate of hospital stays for ambulatory-care sensitive conditions per 100,000 Medicare enrollees. The 2025 County Health Rankings used data from the Mapping Medicare Disparities Tool, 2022, for this measure.*
- *Mammography Screening - Percentage of female Medicare enrollees ages 65-74 that received an annual mammography screening. The 2025 County Health Rankings used data from the Mapping Medicare Disparities Tool, 2022, for this measure.*
- *Flu Vaccinations - Percentage of fee-for-service (FFS) Medicare enrollees that had an annual flu vaccination. The 2025 County Health Rankings used data from the Mapping Medicare Disparities Tool, 2022, for this measure.*

Health Resources & Services Administration (HRSA)

Florida Department of Health, Bureau of Vital Statistics

Florida Health CHARTS, www.flhealthcharts.gov

*Florida Legislature Office of Economic and Demographic Research, January 2026
Report.*

Rural Health Information Hub

United States Department of Agriculture, Economic Research Service

Service Area

The service area for this CHNA was reconfirmed as Taylor County, Florida. DMH also has a medical practice located in Mayo, Florida (Lafayette County), and an appendix (Appendix A) has been added to this report to address those health indicators/needs.

Table 1: Taylor County ZIP Codes and Population

ZIP CODE	CITY	COUNTY	2024 POPULATION
32348	Perry	Taylor	12,201
32347	Perry	Taylor	7,530
32359	Steinhatchee	Taylor	1,408
32357	Shady Grove	Taylor	-
32356	Salem	Taylor	113
TOTAL			21,252

Source: [Florida Zip Codes by Population | Census Data](#)

Map of Service Area



Source: <https://www.floridasmart.com/>

Service Area Demographics

The U.S. Census Bureau reports that Taylor County, Florida, is the 11th largest county in Florida by total area and measures 1,043.3 square miles. The 2024 total population for Taylor County, Florida, was 21,252, and the median age was 43.9 years. This is just slightly older than the Florida median age of 42.7.

Table 2: Service Area Demographic Snapshot

TAYLOR COUNTY	
Square Miles	1,043
Residents	21,796*
Median Age	43.9 years
Adults 65+ Age	21.2%
Population: Men	52%
Population: Women	48%

Source: United States Census Bureau. 2024 American Community Survey 5-Year Estimates.

**Population based on U.S. Census Bureau 2020 Decennial Census*

According to the Bureau of Economic and Business Research (BEBR) at the University of Florida, the population for Taylor County was flat between 2010 and 2020 with a rate of growth of only 0.6%. The BEBR bulletin published in February 2026, however, has Taylor County's projected 2035 population at 22,800, representing a 3.58% growth over 2025 population estimates. Important to note, population estimates include inmates. In Taylor County, there were 1,662 inmates that were included in the population counts for 2025.

Based on the U.S. Census Decennial Census, for residents who were one race, 72.5% of residents were White and 19.3% were Non-Hispanic-Black or African American in Taylor County. People of color make up 27.3% of the overall population in Taylor County.

Economic Characteristics

Taylor County's (nonmetro) unemployment rate is 3.4% compared to the State of Florida (nonmetro) unemployment rate of 3.3%. The median household income of \$49,073, is significantly less than the State median household income of \$77,735. About 20% of the county's residents are considered impoverished, compared to 18% for the State of Florida.

Table 3: Service Area Economic Characteristics

	TAYLOR COUNTY	FLORIDA
Median Household Income	\$49,073	\$77,735
Unemployment Rate (nonmetro)	3.4%	3.3%
Percent in Poverty, All Ages (nonmetro) 2023	19.7%	18.0%

Sources: 2024 American Community Survey 5-Year Estimates; USDA Economic Research Service; U.S. Census Small Area Income and Poverty Estimates

For the population aged 25 years and older, 16.5% of Taylor County residents have a Bachelor’s Degree or higher. This is significantly less than 35.8% of Florida residents with a Bachelor’s Degree or higher. Compared to the last CHNA, the percentage of Taylor County residents with a high school or equivalent degree dropped from 46.6% to 44.3%.

Table 4: Service Area Education Level

	TAYLOR COUNTY	FLORIDA
High school or equivalent degree	44.3%	26.4%
Some college, no degree	18.4%	17.9%
Associate’s degree	5.9%	10.2%
Bachelor’s degree	12.4%	22.1%
Graduate or professional degree	4.1%	13.7%

Sources: 2024 American Community Survey 5-Year Estimates

Community Health Indicators

Health measures were collected from various sources to highlight the general health of the service area – Taylor County.

COUNTY HEALTH RANKINGS & ROADMAPS

The County Health Rankings & Roadmaps program is a collaborative between the Robert Wood Johnson Foundation and the University of Wisconsin Population Health Institute. The program collects health data annually to bring awareness to the factors that influence health and strategies for improving the health of communities.

In prior years, each county was ranked using Health Outcomes and Health Factors. The most recent data includes a shift in methodology to using Population Health and Well-being metrics as well as Community Conditions. Population Health and Well-being is defined as something created in society, not individually attained. Health is defined as the ability to thrive, and well-being encompasses both quality of life and the ability of people and communities to contribute to society. Community Conditions include social and economic factors, physical environment and health infrastructure in which people are born, live, work, play, worship and age.

According to County Health Rankings, updated March 2026, Taylor County fares much worse than the average county in Florida for Population Health and Well-being, and worse than the average county in the nation.

In the 2022 CHNA report, Taylor County had a premature death rate of 10,900 years of potential life lost before age 75 per 100,000 age-adjusted population. For 2025, the premature death rate for Taylor County is now 13,200, significantly more than Florida's premature death rate (8,300) and the United States premature death rate (8,100).

Adult obesity has also increased from 37% to 41% since the last CHNA report. Rates of adult smoking have improved for Taylor County in 2025 (20%) compared to the 2022 report (28%) and there are lower rates of reported physical inactivity.

On a positive note, rates for alcohol-impaired driving deaths and teen births have improved for residents of Taylor County. In 2022, there were 39% of deaths that involved alcohol, compared to 30% in 2025.

Table 5: Taylor County Health Rankings – Select Metrics

	TAYLOR COUNTY	FLORIDA	UNITED STATES
Life Expectancy	72.3	78.5	77.6
Premature age-adjusted mortality	650	380	390
Frequent physical distress	16%	14%	14%
Frequent mental distress	21%	19%	19%
Suicides (age-adjusted per 100K pop)	17	14	14
HEALTH BEHAVIORS			
Adult Smoking	20%	15%	16%
Adult Obesity	41%	35%	38%
Physical Inactivity	31%	26%	27%
Alcohol-Impaired Driving Deaths	30%	20%	26%
Teen Births	35	14	15

Sources: 2025 County Health Rankings (www.countyhealthrankings.org)

Clinical Care measures were also reviewed for Taylor County.

Table 6: Service Area County Health Rankings – Clinical Care Measures

	TAYLOR COUNTY	FLORIDA	UNITED STATES
Uninsured	14%	13%	9%
Primary Care Physicians	2,130:1	1,370:1	1,310:1
Dentists	3,600:1	1,530:1	1,340:1
Mental Health Providers	1,820:1	440:1	290:1
Preventable Hospital Stays	3,221	3,204	2,769
Mammography Screenings	38%	46%	46%
Flu Vaccinations	29%	40%	44%

Sources: 2025 County Health Rankings (www.countyhealthrankings.org)

Compared to 2022, the ratio of primary care physicians to population has decreased (improved) 3,080:1 to 2,130:1 in Taylor County. The ratio of dentists to the population remains unchanged and there has been significant improvement in terms of the presence of mental health providers in Taylor County. In 2022, the mental health to population ratio was 3,090:1, compared to the 2025 reported ratio of 1,820:1. While this is a vast improvement for Taylor County, ratios of mental health providers to population are much more favorable across the State of Florida and nationally.

Opportunities exist in Taylor County to improve preventative care services including mammography screenings and flu vaccination rates.

MORTALITY RATES

Mortality rates from the Florida Department of Health, Bureau of Vital Statistics indicate the service area population has an overall higher mortality rate compared to the State of Florida. For Taylor County, cancer and heart disease are the leading causes of death, followed by unintentional injuries.

Table 7: Service Area – 2024 Mortality Rates

	TAYLOR COUNTY	FLORIDA
Coronary Heart Disease	123.9	82.2
Cancer	190.9	135.0
Alzheimer’s Disease	20.7	16.5
Unintentional Injury	84.6	62.0
Stroke	42.1	46.0
Chronic Lower Respiratory Disease	72.8	30.5
Influenza and Pneumonia	15.7	8.4
Diabetes	78.7	21.4
Homicide	9.5	6.4
Suicide	21.8	14.0

Source: Florida Department of Health, Bureau of Vital Statistics, Division of Public Statistics and Performance Management, Age Adjusted Rates per 100,000, 3-year rolling (2022-2024)

CANCER INCIDENCE RATES

The incidence rate of all cancers for Taylor County has increased from 428.3 in the 2022 CHNA report to 468.1. An increase in incidence rates for lung cancer and female breast cancer contributed to the overall all cancers increase. There were slight decreases in incidence rates for prostate and skin cancer.

Table 8: Service Area – Cancer Incidence

Age-Adjusted Cancer	TAYLOR COUNTY	FLORIDA
All Cancers	468.1	459.0
Prostate	61.0	105.2
Lung	94.2	51.3
Female Breast	147.0	129.5
Cervical	13.6	8.9
Skin	15.0	26.1

Source: Florida Department of Health, Bureau of Vital Statistics, Division of Public Statistics and Performance Management, Age Adjusted Rates per 100,000, 3-year rolling (2020-2022)

RURAL HEALTH INFORMATION HUB

Table 9: Social Factors Impacting Health

SDOH Measures	TAYLOR COUNTY	FLORIDA (NONMETRO)
18-24 Year Olds without a High School Diploma	23.4%	20.4%
Low Access to Healthy Food (2019)	84.8%	45.2%
Personal Income \$100K and Over	10.0%	15.6%
Personal Income Under \$25K	31.9%	28.0%
Population without a High School Diploma	21.2%	19.3%
Poverty (2023)	19.7%	18.0%
Unemployment Rate (2023)	3.4%	3.3%

Source: Rural Health Information Hub via data from the US Census ACS, 2013, 2018, 2023 5-year estimates; USDA Economic Research Service, 2019 (low access to health food); and the US Census Small Area Income and Poverty Estimates, 2023.

Compared to the last assessment, the percentage of *18-24 Year Olds without a High School Diploma* declined from 38.8% to 23.4% for Taylor County. On the other hand, the percentage of the *Population without a High School Diploma* increased from 18.9% to 21.2%, perhaps indicating a portion of the population in the 18-24 age band from the 2022 report shifted to the general population metric. *Personal Income \$100K and over* has decreased from 14.4% to 10.0% and *Personal Income Under \$25K* has increased by 2.1%. *Poverty* rates remain about the same since the last health needs assessment. The metric for *Low Access to Healthy Foods* has not been updated since the last CHNA.

Qualitative Feedback

In November 2025, two (2) community focus groups were conducted as part of this process. In total, 8 participants who represent broad interests in the community provided feedback in a facilitated session.

An online community survey was also made available for the broader community to participate. The survey consisted of 33 questions and there were 126 responses to the survey.

COMMUNITY FOCUS GROUP PARTICIPANTS (8)

- *Rhonda Brooks, District School Social Worker/Homeless Liaison*
- *Macy Ely, APRN, Florida Department of Health, Taylor County*
- *Katrina Fillyaw, Florida Department of Health, Taylor County*
- *Donna Hagan, Healthy Start, Taylor, Madison and Jackson Counties*
- *Susie Hernandez, Healthy Start, Taylor, Madison and Jackson Counties Human Services Counselor*
- *Tonya James, Health Officer, Florida Departments of Health in Taylor and Wakulla Counties*
- *Victoria Taylor, Healthy Start, Taylor, Madison and Jackson Counties Provider Liaison*
- *Hope Webb, Realtor, The American Dream*

Focus group sessions were designed to facilitate individual feedback, small group discussion as well as discussion as a large group.

Participants were first asked about **what is working well in the community**. Themes in response included:

- *Improved availability of mental health services in school districts and for at-risk populations*
- *DMH addition of new providers and specialties*
- *DMH Express Care has helped with access to care*
- *Health screenings*
- *Elementary aged children health education*

Participants were then asked about the **biggest health challenges in the community**. Responses included:

- *Low levels of health literacy – not just with care instructions but understanding insurance and coverage*
- *Lack of transportation to/from health appointments for community members*
- *Cultural – health is not valued or considered a priority for many in the community*

What makes it hard for people to get healthy or stay healthy in this community? Responses included:

- *Transportation*
- *Lack of resources as a rural community*
- *Limited non-English health services*

Finally, participants were asked what **additional health care services are needed in the community.**

- *Dental providers who accept Medicaid*
- *Eye exams/services for those on Medicaid*
- *Mental health services*
- *Dialysis services*

To ensure alignment with State initiatives, focus group participants were asked to review priority health areas identified in the State of Florida’s Health Improvement Plan and rank them in order of most important to less important as they relate to Taylor County.

Results of the rankings by the community focus group can be found below:

1. *Mental well-being and Substance Abuse Prevention*
2. *Chronic Diseases and Conditions*
3. *Maternal and Child Health*
4. *Social and economic factors contributing to health*
5. *Injury, Safety, and Violence*
6. *Transmissible and emerging diseases*
7. *Alzheimer's Disease and Related Dementias*

COMMUNITY HEALTH NEEDS ASSESSMENT ONLINE SURVEY (126)

An online survey was developed and deployed to community members via social media and sharing through local community partners. The survey was open from September 2025 to November 2025 and included 33 questions.

There were 126 survey respondents, with the majority (81.5%) being Female and living in ZIP Codes 32347 and 32348 in Perry. 93.5% of the respondents identified as Caucasian/White and most survey respondents were in the age range of 35 – 64 (73%).

The majority (80.8%) of those who responded to the survey indicate they have a healthcare provider they see regularly. Care is mostly received in a primary care provider office and 81% describe their overall health as either “excellent” or “very good.” For mental health status, 85.6% of respondents described their mental health as “excellent” or “very good.”

Survey respondents described several personal health challenges including joint pain or back pain, obesity and high blood pressure. 37.6% of respondents indicated they delayed or avoided medical care in the last year due to the inability to pay co-pays/deductibles, hours of availability for providers and the lack of insurance and inability to pay for care.

Online survey respondents were also asked to review priority health areas identified in the State of Florida’s Health Improvement Plan and rank them in order of most important to less important as they relate to Taylor County.

Table 10: State of Florida’s Health Priority Areas Rankings

Rank	Health Priority Area	Mean Rank
1	Mental Well-being and Substance Abuse Prevention	2.67
2	Chronic Diseases and Conditions	3.43
3	Maternal and Child Health	3.50
4	Social and Economic Factors Contributing to Health	3.72
5	Injury, Safety and Violence	3.96
6	Alzheimer’s Disease and Related Dementias	4.85
7	Transmissible and Emerging Diseases	5.87

Survey respondents indicate the Top 3 Health Challenges in the community are:

- *Substance use disorders (prescription drugs, illegal drugs)*
- *Social factors impacting health (housing, economic stability, transportation, access to food, etc.)*
- *Mental health (depression, anxiety, isolation, dementia)*

The top needs identified to improve the health of the community include:

- *Job opportunities*
- *Substance use disorder rehabilitation services*
- *Mental health services*
- *Access to healthy food (fresh produce)*
- *Free or affordable health screenings*

The full report of the online survey results can be found in **Appendix C** – Community Health Needs Assessment Online Survey Results.

Prioritization of Health Needs

In consideration of the quantitative as well as qualitative feedback, the following community health needs were reconfirmed and prioritized to address:

- *Mental health services*
- *Substance abuse/rehabilitation services*
- *More healthcare providers/specialty physicians*
- *Free or affordable health screenings*

Inventory of Community Health Resources

As a requirement of the CHNA, a list of health resources has been included for reference and community awareness. A list of sample service organizations to support health needs in the community have been included here.

Alzheimer’s Project, Big Bend Caregiver’s Support Groups	Florida Drug, Alcohol, and DNA Screening
Apalachee Center Mental Health Services	Florida Network of Children’s Advocacy Centers Inc
ARC Big Bend	Florida Therapy Services, Inc.
Barnyard Crossfit Gym	Gulf Coast Chiropractic
Big Bend Area Health Education Center (AHEC)	Healing Touch Massage Therapy
Big Bend Hospice, Inc.	Healthy Start JMT (Jefferson, Madison, and Taylor Counties)
Boys & Girls Club of North Central Florida Head Start	Home Respiratory Solutions
Capital Regional Cardiology Associates – Perry	Little Pine Pediatrics
Coastal Complete Care - Medical Acute Care & Chiropractic Care	Morgan Family Dentistry
County Extension Office, University of Florida, IFAS	New Dimensions Health Fitness & Tanning Center
Covenant Hospice	North Florida Medical Clinics
Dermatology Associates of Tallahassee	Ophthalmology
DISC Village	Perry Chiropractic Clinic
Doctors’ Memorial Hospital	Perry VA Outpatient Clinic
DMH Steinhatchee Family Medicine	Premier Medical Clinic
DMH Family Medicine	Refuge House Inc
DMH Surgical Medicine	Regent Medical and Aesthetics Clinic
Dawna Haswell Mental Health Counseling	Regional Therapy Services, Inc.
	Southeastern Dermatology
	Southern Medical Group
	Tallahassee Orthopedic Clinic

Taylor County Department of Health
Taylor County Fire Rescue Station 6
Taylor County Recovery Center, Inc.
Taylor Dental Center
Taylor Senior Citizens Center Inc

Tri County Foster Parents Association
U.S. Hearing Solutions - Audibel
United Way Volunteer
Vascular Surgery Associates

Documenting and Communicating Results

Per IRS guidelines, this CHNA report will be made available to the public via the DMH website (<https://www.doctorsmemorial.com/>).

Though not required, the FL DOH-Taylor County also has the option to make this report available on their website (<http://taylor.floridahealth.gov>).

A hard copy of this report can also be made available, upon request, by working with DMH and/or FL DOH-Taylor County.

DMH will provide in its annual IRS Schedule H (Form 990) on the URL of the webpage on which it has made the CHNA Report and Implementation Strategy Plan available to the public. DMH will include a report of the actions taken during the fiscal year to address the significant health needs identified through its most recent CHNA.

APPROVAL

The 2025 Florida Department of Health – Taylor County Community Health Assessment was approved by the Florida Department of Health – Taylor County on _____ 2026.

The 2025 Doctors’ Memorial Hospital Community Health Needs Assessment was approved by the Doctors’ Memorial Hospital Board of Directors on _____ 2026.

Appendix A: Lafayette County (FL) Demographics and Health Indicators

Included in this Appendix is an assessment of demographics and health indicators for Lafayette County, Florida, where Doctors’ Memorial Hospital has a medical office.

Demographics

Lafayette County (FL) is located just east of Taylor County and consists of one populated ZIP Code (32066) and one Post Office Box ZIP Code (32013). The cities of Day and Mayo are in Lafayette County with an estimated 2025 population of 8,601. About 15% of the county’s population are inmates (1,285).

The population is projected to grow by about 7% between 2025 and 2035 from 8,601 to 9,200. The senior population, those age 65+, make up about 18.8% of the population, slightly less when compared to the State measure for the 65+ age group (21.7%).

Table 11: Lafayette County (FL) Demographic Snapshot

LAFAYETTE COUNTY	
Square Miles	543
Residents	8,226*
Median Age	42.3 years
Adults 65+ Age	21.4%
Population: Men	60%
Population: Women	40%

Source: United States Census Bureau. 2024 American Community Survey 5-Year Estimates.

**Population based on U.S. Census Bureau 2020 Decennial Census*

The majority of single race residents in Lafayette County are White (77.4%). Residents who are Black or African American make up 12.7% of county’s population.

Economic Characteristics

Lafayette County’s (nonmetro) unemployment rate of 3.3% matches the State of Florida (nonmetro) unemployment rate. The median household income in Lafayette County is

\$62,757, much higher than the median income of neighboring Taylor County (\$49,073), but lower than the median household income for the State of \$77,735.

Table 12: Lafayette County (FL) Economic Characteristics

	LAFAYETTE COUNTY	FLORIDA
Median Household Income	\$62,757	\$77,735
Unemployment Rate (nonmetro)	3.3%	3.3%
Percent in Poverty, All Ages (nonmetro) 2023	18.9%	18.0%

Sources: 2024 American Community Survey 5-Year Estimates; USDA Economic Research Service; U.S. Census Small Area Income and Poverty Estimates

For the population aged 25 years and older, 49.3% has a high school or equivalent degree, and a much smaller percentage of individuals have a Bachelor’s, graduate or professional degree (9.9%).

Table 13: Lafayette County (FL) Education Level

	LAFAYETTE COUNTY	FLORIDA
High school or equivalent degree	49.3%	26.4%
Some college, no degree	16.6%	17.9%
Associate’s degree	6.4%	10.2%
Bachelor’s degree	6.2%	22.1%
Graduate or professional degree	3.7%	13.7%

Sources: 2024 American Community Survey 5-Year Estimates

Based on *Income in the Past 12 Months (in 2024 Inflation-Adjusted Dollars)*, there were 822 households in Lafayette County that earned less than \$25,000. In the 2022 assessment, 595 households in Lafayette County earned less than \$25,000 per year, signaling a significant increase in lower income households. 21.5% of households in the county earn between \$50,000, and \$74,999, and almost 36.3% or 956 households earn more than \$75,000 per year.

COUNTY HEALTH RANKINGS & ROADMAPS

According to County Health Rankings, updated March 2026, Lafayette County fares slightly worse than the average county in Florida for Population Health and Well-being, and slightly worse than the average county in the nation.

The table below includes select measures from County Health Rankings & Roadmaps.

Table 14: Lafayette County (FL) County Health Rankings – Select Metrics

	LAFAYETTE COUNTY	FLORIDA	UNITED STATES
Life Expectancy	74.5	78.5	77.6
Premature age-adjusted mortality	560	380	390
Frequent physical distress	17%	14%	14%
Frequent mental distress	21%	19%	19%
Suicides (age-adjusted per 100K pop)	-	14	14
HEALTH BEHAVIORS			
Adult Smoking	20%	15%	16%
Adult Obesity	35%	35%	38%
Physical Inactivity	31%	26%	27%
Alcohol-Impaired Driving Deaths	0%	20%	26%
Teen Births	18	14	15

Sources: 2025 County Health Rankings (www.countyhealthrankings.org)

The County Health Rankings define Premature Age-Adjusted Mortality as the number of deaths among residents under age 75 per 100,000 population. Both Lafayette County (560) and Taylor County (650) have a significantly higher rate of premature mortality when compared to the State. Leading causes of death for those under the age of 75 in Lafayette County were malignant neoplasms (cancer), diseases of the heart, COVID-19, and accidents.

Clinical Care measures were also reviewed for Lafayette County.

Table 15: Lafayette County (FL) County Health Rankings – Clinical Care Measures

	LAFAYETTE COUNTY	FLORIDA	UNITED STATES
Uninsured	16%	13%	9%
Primary Care Physicians	3,890:1	1,370:1	1,310:1
Dentists	-	1,530:1	1,340:1
Mental Health Providers	4,320:1	440:1	290:1
Preventable Hospital Stays	4,017	3,204	2,769
Mammography Screenings	43%	46%	46%
Flu Vaccinations	26%	40%	44%

Sources: 2025 County Health Rankings (www.countyhealthrankings.org)

For Lafayette County, the rate of those who are uninsured is slightly higher when compared to the rest of the State. Preventable hospital stays are higher when compared to both Taylor County and the State metric. The flu vaccination rate for Lafayette County trends 14 percentage points lower than the State.

While the ratio of providers to population was very high for primary care physicians, dentists, and mental health providers, these ratios have notably improved since these metrics were reported in 2022, signaling improved access to both primary care and mental health providers. Unfortunately, there are still no dentists located in Lafayette County.

Table 16: Lafayette County (FL) County Health Rankings – Provider Ratios

Lafayette County	2022	2025
Primary Care Physicians	8,420:1	3,890:1
Dentists	-	-
Mental Health Providers	8,480:1	4,320:1

Sources: 2025 County Health Rankings (www.countyhealthrankings.org)

Appendix B: 2022–2025 CHNA Implementation Plan

Priority Area	Objectives	Objective Completion/Progress/Results
Mental Health Services	<ul style="list-style-type: none"> • Develop and annually update a mental health resource guide by December 31, 2026. • Reduce the number of hospitalizations for mental and behavioral health disorders by December 31, 2026. 	<ul style="list-style-type: none"> • Perry Newspapers publish a comprehensive Medical Resource Guide bi-annually in Taylor County which includes mental health resources. • Doctors Memorial Hospital reports a reduction in the number of hospitalizations for mental and behavioral health disorders to eight (8) in 2025. • Healthy Start actively involved in expanding mental health services, including Medicaid providers. • Ongoing collaboration with law enforcement on crisis response and education.
Substance Abuse and Rehabilitation Services	<ul style="list-style-type: none"> • Increase number of face-to-face substance abuse support groups from 1 to 5 by December 31, 2026. • Increase Narcan distribution sites from 6 to 10 by December 31, 2026. 	<ul style="list-style-type: none"> • Big Bend AHEC assists with tobacco cessation promotion and nicotine replacement distribution. • Youth education through Taylor County Schools and UF IFAS Prosper Program and Strengthening Families. • Narcan distribution sites increased beyond objective (approximately 16 sites). • Three community substance abuse support groups identified for partnership: <ul style="list-style-type: none"> ○ Tobacco Free Florida with Taylor CHD and Big Bend AHEC ○ Narcotics Anonymous (NA)

		<ul style="list-style-type: none"> ○ Under His Wings Ministry ● Continuing outreach to expand public education and harm reduction messaging.
Expanded Healthcare Providers and Services	<ul style="list-style-type: none"> ● Increase number of specialty providers from 7 to 10 by December 31, 2026. ● Develop agreements with Doctors' Memorial Hospital (DMH) and external agencies for pediatric crisis response. 	<ul style="list-style-type: none"> ● DMH provided a list of 15 specialty providers; recruitment efforts are ongoing. ● Pediatric crisis response managed by DMH through in partnership with TMH Pediatric Crisis Team, UF Health, Apalachee Center, and Survival Flight. ● Pediatric Cardiologist contract underway.
Free or Affordable Health Screenings	<ul style="list-style-type: none"> ● Increase the number of free or reduced-cost health screenings from 1 to 4 per year by 2026. 	<ul style="list-style-type: none"> ● Big Bend AHEC and Taylor County Health Department partnered for events for A1C, blood pressure, and cholesterol screenings. ● Big Bend AHEC and DMH are partnering to host DEEP. ● Taylor County Health Department, DMH, and Big Bend AHEC promoting breast and cervical screenings. ● DMH hosts free sports physicals annually. ● Screening events increased beyond objective goal.
Other: Partner Updates	<ul style="list-style-type: none"> ● Continue strengthening cross-sector collaboration to improve overall community health outcomes. 	<ul style="list-style-type: none"> ● UF IFAS reviewed programs currently in progress or recently completed: <ul style="list-style-type: none"> ○ Strengthening Families Program at Kingdom Culture Church

- Diabetes Prevention
- Prosper 5th Grade Program
- Big Bend AHEC reviewed services and resources available - focusing on tobacco cessation and fitness and nutrition programs and biometric screening available in Taylor County.
- FFAST reviewed services and resources available in Taylor County.
- Big Bend Health Council shared information on Aging in American Documentary.
- CarePortal reviewed services and resources available.
- The Healthy Start Coalition of Jefferson Madison and Taylor Counties are hosting the following events:
 - Shared Services in Taylor County on Monday, January 26, 2026.
 - Strategic Planning Meeting in Greenville on Thursday, January 26, 2026.
 - Annual Baby Expo in Perry on Saturday, February 28, 2026.
 - Maternal Mental Health Seminar will be hosted on April 1, 2026.

Appendix C: Community Health Needs Assessment Online Survey Results

Community Health Needs Assessment Online Survey Summary

Doctors Memorial Hospital
Florida Department of Health – Taylor County
October 2025

Overview

- As part of the 2025 Community Health Needs Assessment, an online survey was used to collect the feedback of community members.
- The survey was live from September 2025 – October 2025
- The survey consisted of 33 questions, inclusive of demographic questions.

Survey Questions

Questions that indicate "select all" or "pick items" have prefilled options along with an "Other" option

1. How would you describe your overall health?
2. Do you have a physician, nurse practitioner, or physician assistant you see regularly for health care needs?
3. Where do you receive your medical care (select all that apply)?
4. How would you describe your mental health?
5. Please choose the health challenges you face (select all that apply).
6. In the past year, did you delay or avoid medical care?
7. What issues prevent you from accessing the care you need (select all that apply)?
8. Which of the following preventative procedures have you had in the past 12 months (select all that apply)?
9. Please choose all the statements that apply to you. (list of health behaviors)
10. Where do you get most of your health information? (select all that apply)
11. Are you active in a community of faith or church?
12. On a typical day, how would you rate your level of stress?
13. How do you cope with stress?
14. In the past 12 months, have you felt unsafe in any way?
15. Do you see affordable housing/utilities as an issue in your area?
16. As far as your living situation, do any of the following apply to you?

Survey Questions

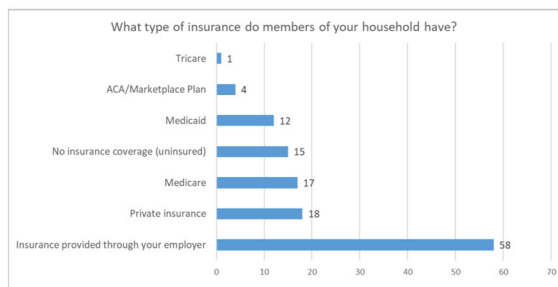
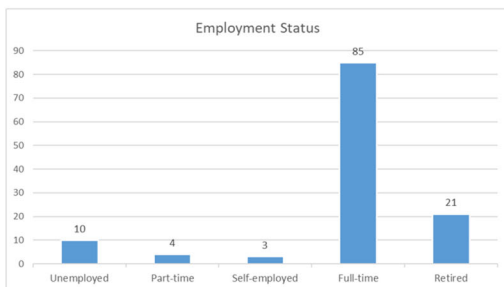
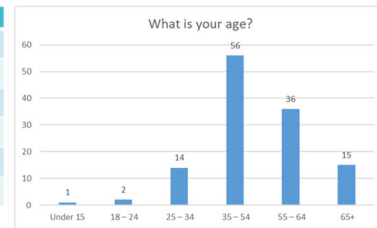
Questions that indicate "select all" or "pick items" have prefilled options along with an "Other" option

17. What is your regular source of transportation?
18. Do you regularly have access to fresh fruits and vegetables?
19. Within the last 3 years, have you or someone you know been affected by opioid substance abuse?
20. On a typical day, how many cigarettes do you smoke (actual or electronic/vapor)?
21. What type of insurance do members of your household have?
22. Please select the top 3 health challenges our community faces.
23. Pick 3 items needed to improve the health of our community.
24. Rank the following health priorities from the State of Florida's Health Improvement Plan from 1 to 7 with 1 being most important and 7 being less important.
25. What is your ZIP Code
26. What is your age?
27. What is your gender?
28. How would you describe your race/ethnicity?
29. What is the highest level of education you have attained?
30. What is your employment status?
31. What is your annual household income?
32. Do you have any children under the age of 18 living with you?

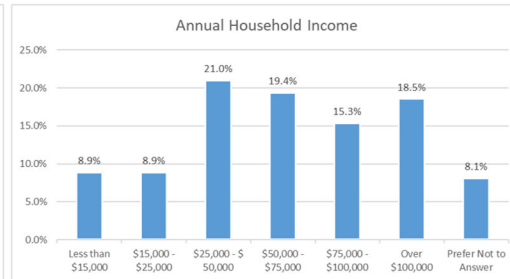
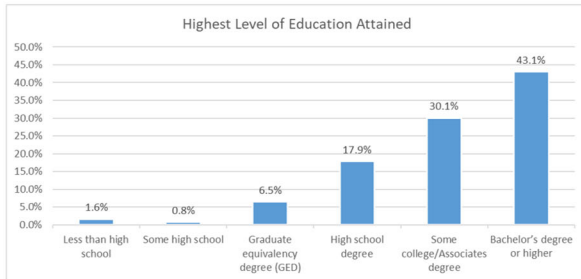
Demographics of Survey Respondents

- **126 Survey Respondents**
- 93.5% of the respondents identified as Caucasian/White
- 81.5% of respondents were Female
- 38.2% of respondents have children under age 18 in their home

ZIP Code	City	County	Respondents
32347	Perry	Taylor	60
32348	Perry	Taylor	42
32359	Steinhatchee	Taylor	8
32331	Greenville	Madison	3
32356	Salem	Taylor	2
Other ZIP Codes			9

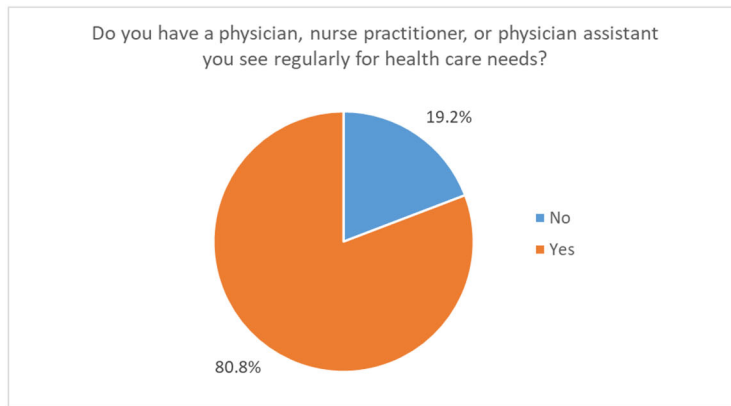


Demographics of Survey Respondents

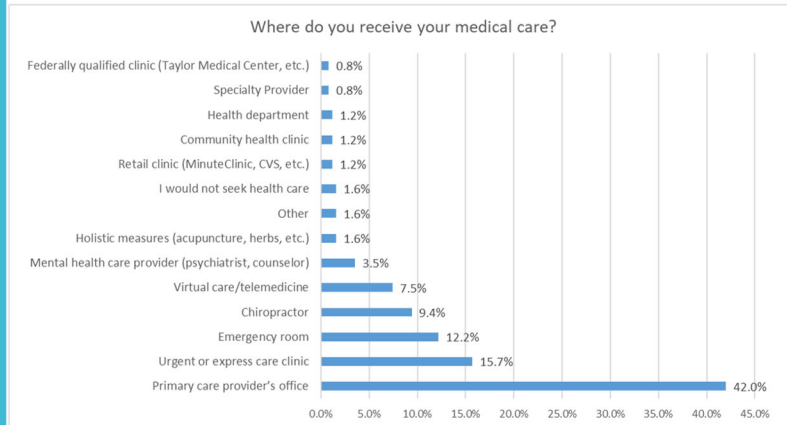


Demographics of Survey Respondents

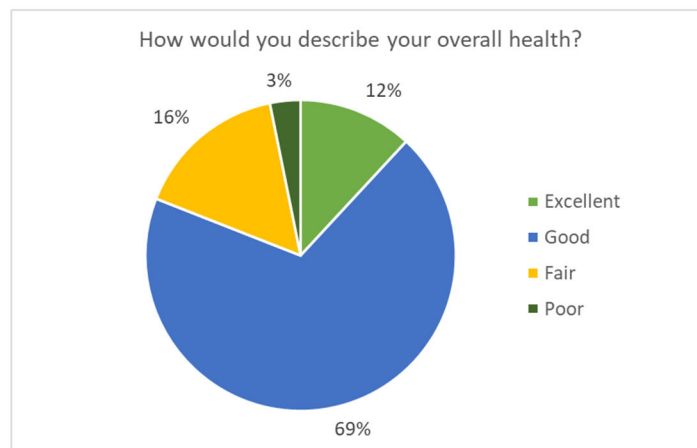
Do you have a physician, nurse practitioner or physician assistant you see regularly?



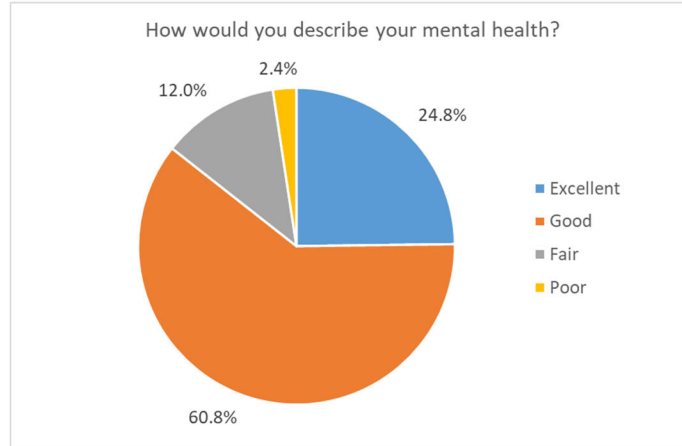
Where do you receive your medical care (select all that apply)?



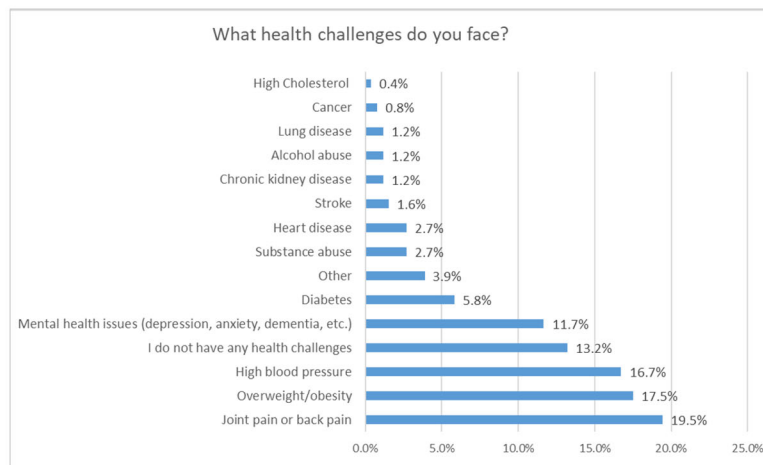
How would you describe your overall health?



How would you describe your mental health?

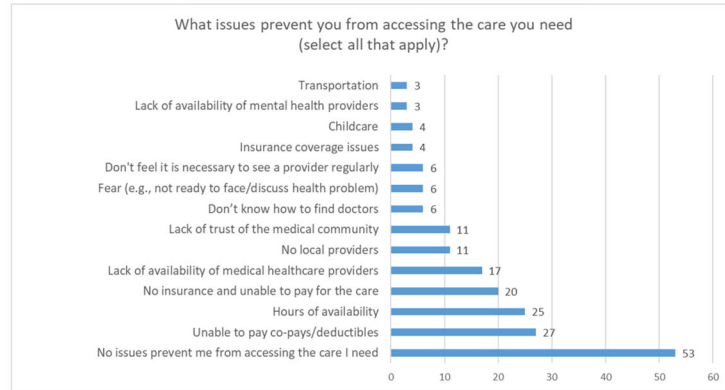
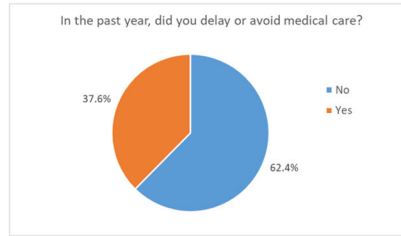


Choose the health challenges you face (select all that apply).

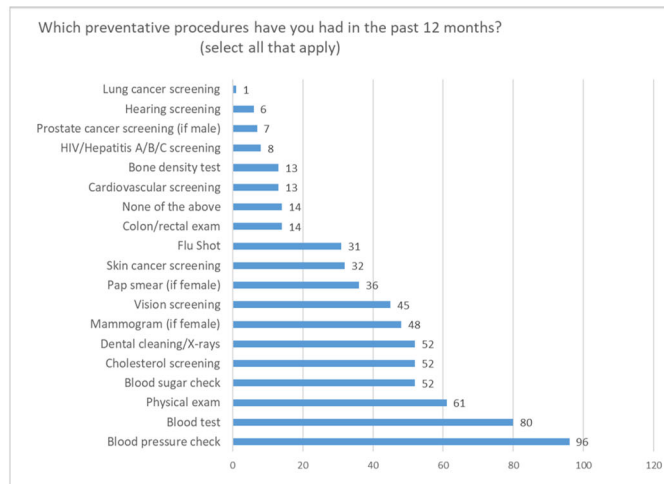


In the past year, did you delay or avoid medical care?

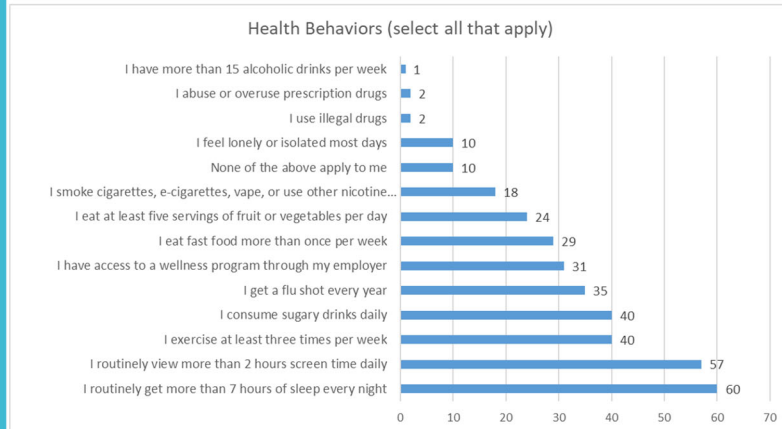
What issues prevent you from accessing the care you need?



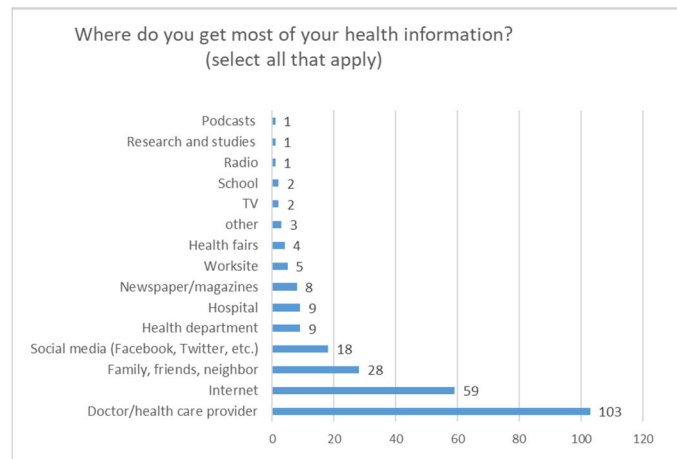
Preventative procedures in the last 12 months (select all that apply).



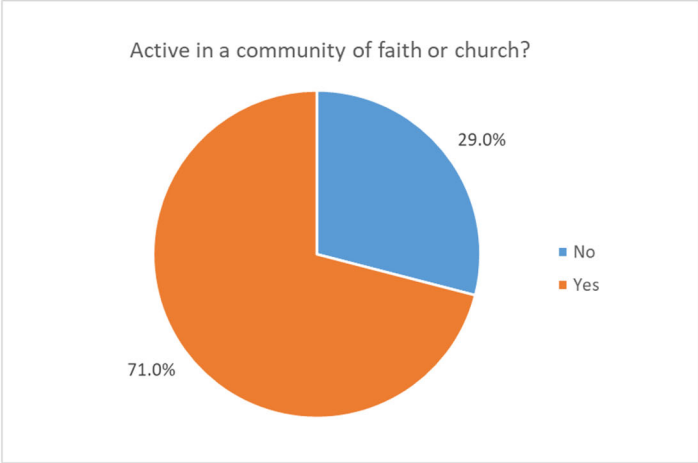
Health behaviors (select all that apply).



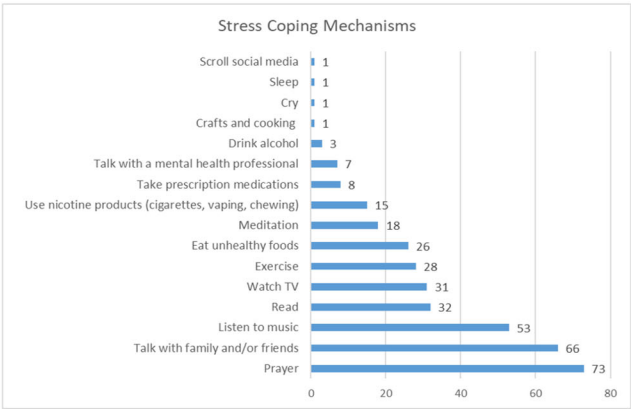
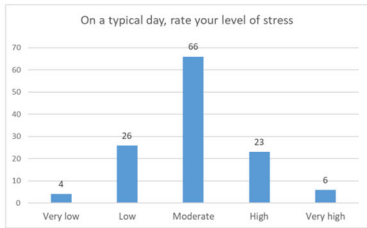
Where do you get most of your health information? (select all that apply)



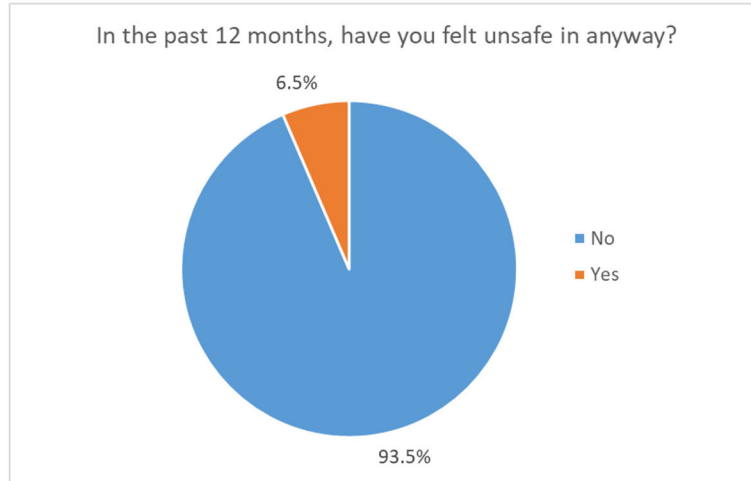
Active in a community of faith or church?



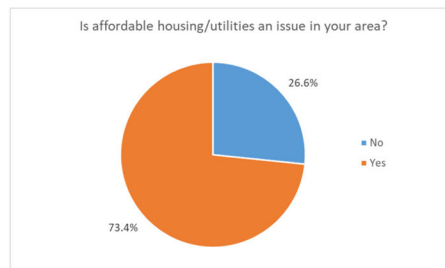
How would you rate your level of stress?
How do you cope with stress?



In the past 12 months, have you felt unsafe in any way?

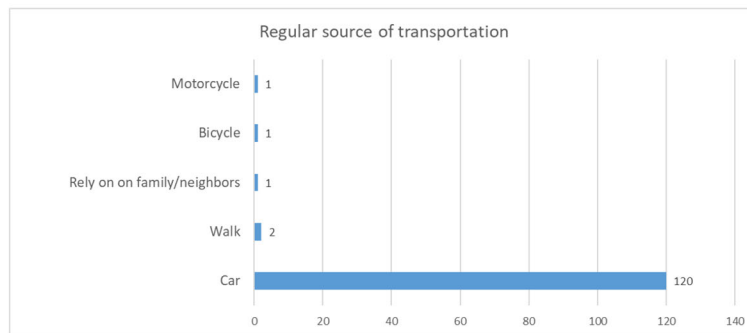


Housing/ utilities affordability and housing conditions

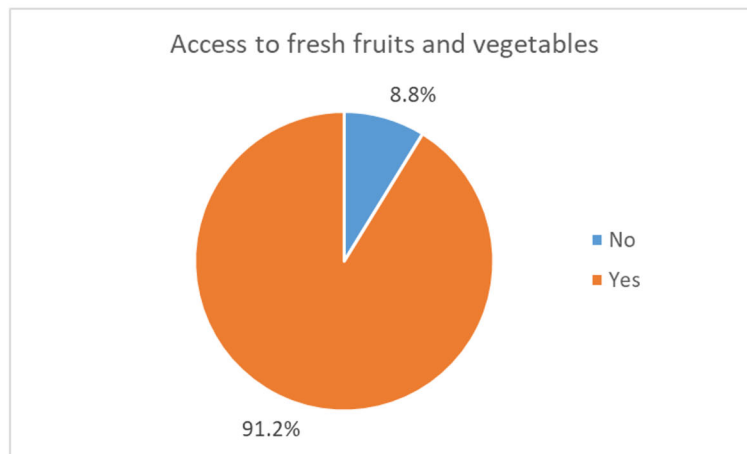


Housing Condition	Respondents
Mold	10
Water leaks	9
Appliances not working	6
Bug infestation	5
Inadequate heating/cooling	5
Lack of smoke/carbon monoxide detectors	4
Lost home in hurricane, living in FEMA trailer	1
Lead paint/pipes	1
Iron in the city water	1
Lack ceilings from storm damage in half of house	1

Regular source of transportation

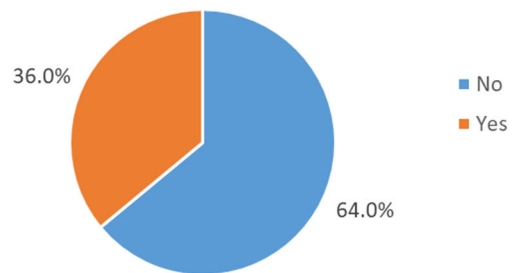


Access to fruits and vegetables



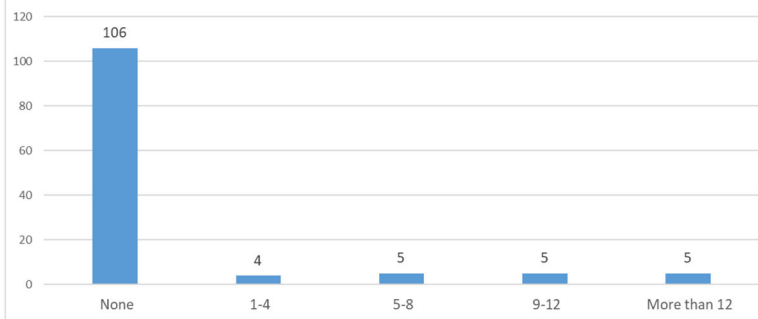
Affected by opioid substance abuse

In the last 3 years, have you or someone you know been affected by opioid substance abuse?



Nicotine use

On a typical day, how many cigarettes do you smoke (either actual or vape)?



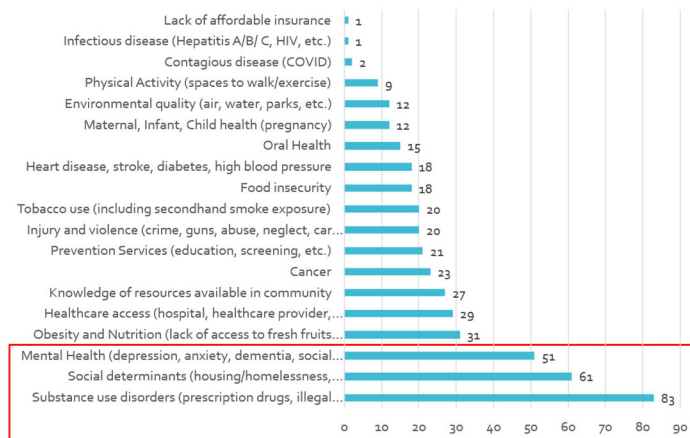
The State of Florida's Health Improvement Plan has outlined 7 priority health areas.

Rank the health priority areas listed in order from most important to less important.

Rank	Health Priority Area	Mean Rank
1	Mental Well-being and Substance Abuse Prevention	2.67
2	Chronic Diseases and Conditions	3.43
3	Maternal and Child Health	3.50
4	Social and Economic Factors Contributing to Health	3.72
5	Injury, Safety and Violence	3.96
6	Alzheimer's Disease and Related Dementias	4.85
7	Transmissible and Emerging Diseases	5.87

Please select the health challenges our community faces (select all that apply).

Top 3 Health Challenges



Pick three (3) items needed to improve the health of our community.

Top Needs to Improve the Health of the Community

